





CollArtApp

Create Your Call for Artists

1

2

Description

Upload Media

Collaborators

3

5

...

+ Add Another Artist

4

Project Name*

Art Category*

Instrument*

Experience Level*

Preferred Language(s)*

Preferred Location*

Number of Artists Needed*

Collaboration Type*

Respond By*

Description

*Required

6

+

Save as Draft

7

Post Your Call

8

View Your Post

9













CollArtApp

Create Your Call for Artists

Description

Upload Media

Collaborators

5A

...

+

Remove/Delete the Call

—

Create A New Call

[

Browse Artists' Profiles

Art Category*

Instrument*

Experience Level*

Preferred Language(s)*

Preferred Location*

Number of Artists Needed*

Collaboration Type*

Respond By*

Description

*Required

+

Save as Draft

Post Your Call

View Your Post









Annotations

Create Your Call for Artists is the page where users compose their calls/posts. It consists of two steps: ONE—write a description, TWO—upload media to help explain the project and attract best artists.

- Description:** on this page, users fill out the form and add a short description of the project.
- Upload Media:** images, videos, music files—most formats acceptable with size restrictions.
- Collaborators:** users can add other project collaborators and let them be part of the conversation. Artists who may be interested in responding will get a better idea who else they'll be working with.
- Add Another Artist:** users might be looking for more than just one artist from one category. Users can add another call within the same project and select different talents they're looking for.
- "3-dot" button:** will again house choices that are not so crucial. *You can see the menu fully open by clicking on it or in the next wireframe.*
- 5A "3-dot" button:** with not so crucial choices: users may want to **Remove** (but keep for later) or **Delete** the call/post when they are done. Users can also **Create a New Call** right there, without clicking on Collaborate first. Just in case users would like to check other Artists' portfolios and search for a talent that way, they can click on **Browse Artists' Profiles**.
- Add Another Artist:** same as the button at the top, repeated for convenience.
- Save as Draft:** users may not be able to finish the calls right away so there is an option to save them as drafts.
- Post Your Call:** this is a very exciting moment when users filled out their forms, wrote descriptions, uploaded media to accompany the calls and are ready to hit Post Your Call. It's a nerve wracking moment wondering if everything is correct and sounds okay. But there is no need to worry, users can double-check their posts live by clicking on **View Your Post** and if any revisions are necessary, they can go back, edit the call and post again. Or, if the revisions take a long time, they can go back and remove (temporarily) the call.
- Footer Menu:** just a slight change, the Share icon was replaced with Upload, which is more appropriate and convenient for this page.